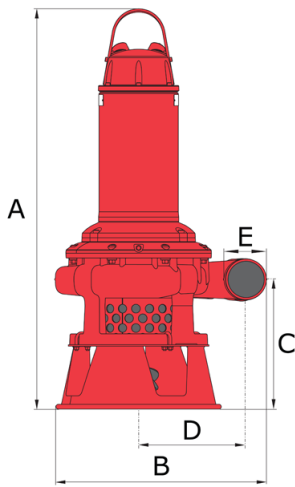




## Bravo 900

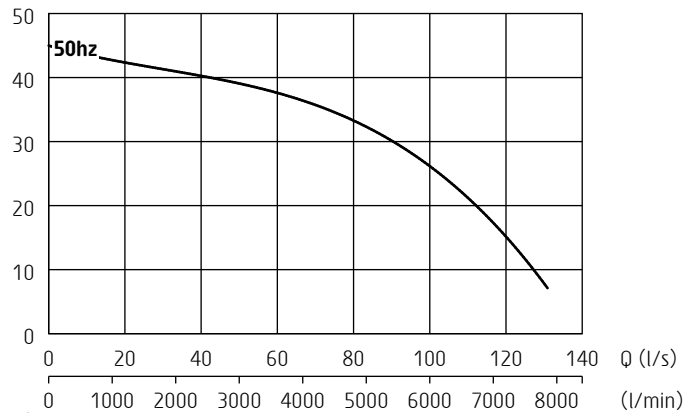
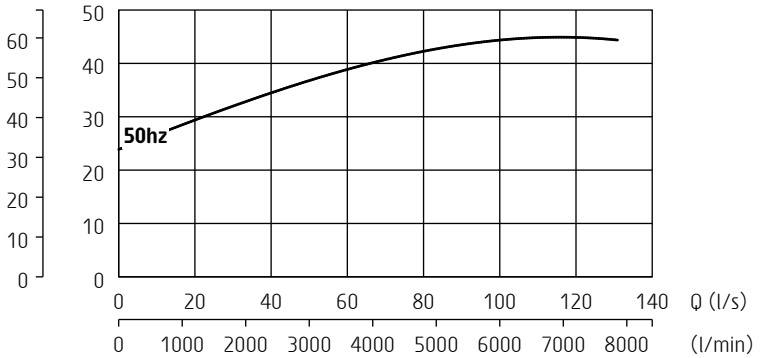
Electrical submersible slurry pump



50 Hz	Bravo 900
Discharge connection E	6"
Rated power $P_2$	70
Max. power consumption $P_1$	75
Shaft speed	1475
Rated current at 400V	132 A
Rated current at 500V	102 A
Solids passage	36 mm
Dimensions A / B / C / D	1779 / 875 / 535 / 445mm
Weight	845 kg

Other voltages on request

H (m)

 $P_1$  (HP) (kW)

ISO 9906/A

### General description

Pump with closed impeller and agitator for reliable pumping of highly abrasive slurry in high concentrations

### Classification

Electrical submersible slurry pump  
Protection class: IP 68

### Electrical motor

Squirrel cage induction motor  
Insulation class: H (IEC 85), DOL or star/delta

### Motor protection

Thermoswitches in motor windings

**This pump must be used with external motor protection in accordance with technical data**

### Cable - SubCab 20 m (66 ft)

400-500V DOL: 4x35mm<sup>2</sup> + 2x1.5mm<sup>2</sup>  
400-500V Y/D: 2x4x16mm<sup>2</sup> + 2x1.5mm<sup>2</sup>

### Shaft seals

Cartridge seal: pre-assembled double mechanical seal running in an oil compartment

Material lower seal: tungsten carbide - tungsten carbide  
Material upper seal: tungsten carbide - tungsten carbide

### Materials

Drive unit: *Cast iron*  
Pump housing: *Hard-Iron™*  
Impeller: *Hard-Iron™*  
Lifting handle: *Stainless steel*  
Shaft: *Stainless steel*  
Agitator: *Hard-Iron™*  
Studs, screws and nuts: *Stainless steel*  
O-rings: *Nitrile rubber*

### Limitations

Max. submersion depth: 20 m (66 ft)  
Max. liquid temperature: 40 °C (104 °F)  
Allowed pH range: 5.5 - 14

Specifications can be changed without notice